

MINI - VERTICUS III

Compact Air and Nitrogen Compressor

- › 85 - 1550 l/min
- › 25 - 350 bar

- › SOUNDPROOF
- › COMPACT AND POWERFUL

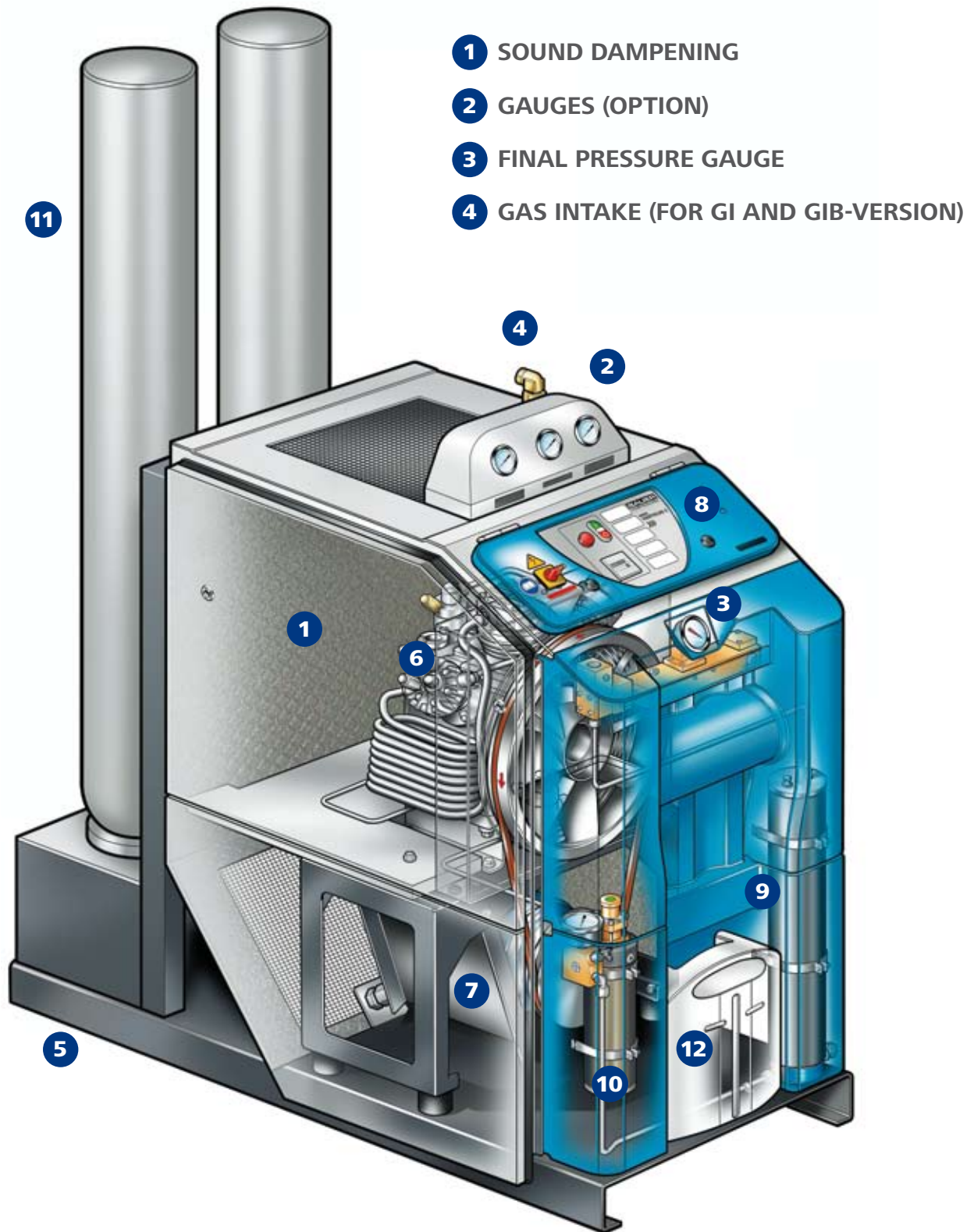


The new MINI-VERTICUS III.

An approved unit in a new design, that sets new standards in technical excellence and ergonomics.

The perfect unit for small rooms and industrial applications - either as a booster or compressor drawing air from the atmosphere.

Designed for long life and low operating costs.



- 1** SOUND DAMPENING
- 2** GAUGES (OPTION)
- 3** FINAL PRESSURE GAUGE
- 4** GAS INTAKE (FOR GI AND GIB-VERSION)

- 5** EXTENDED BASE FRAME (OPTION)
- 6** COMPRESSOR BLOCK
- 7** 3-PHASE MOTOR
- 8** COMPRESSOR CONTROL

- 9** FILTER SYSTEM P41 / P61 (OPTION)
- 10** OIL AND WATER SEPARATOR
- 11** STORAGE CYLINDER, EACH 50 OR 80 LITRE (OPTION)
- 12** CONDENSATE COLLECTING TANK

HIGH QUALITY COMPONENTS

BAUER COMPRESSORS

are electric driven and manufactured from high-quality components.

- › The MINI-VERTICUS III is designed for continuous operation in industrial conditions.
- › Because of the well engineered cooling air circulation in the compressor housing and with an inter-cooler after every stage optimum heat dissipation is guaranteed.
- › The construction and configuration ensures that installation without a base is possible.
- › The construction is compact, making it suitable for installation, where limited space is available.

COMPRESSOR BLOCK

At the heart of the compressor system, the proven and tested **BAUER KOMPRESSOREN** block guarantees reliability and maximum economy in service.

- › Durable and industrial anti-friction bearings.
- › Hardened, plasma nitrated cylinders with a special plateau honing for minimum oil consumption and abrasion of moving parts.
- › Virtually zero wear piston rings made of high-tech plastics in the high pressure final stage.
- › Maintenance-free low pressure oil pump with oil filter for a reliable lubrication and longevity of the block.
- › Interstage and afterstage coolers made of stainless steel.

COMPRESSOR CONTROL

The conventional and approved assembling of the unit includes the most important functions for a reliable operation.

- › The intake pressure is additionally controlled at the GI-compressor and the booster-units.



BAUER compressor control for safe operation


SUPER SILENT ENCLOSURE

For a very quiet operation at approx. 69 dB(A) because of the high absorbent special sound-dampening and sound suppression housing construction.

AUTOMATIC CONDENSATE DRAIN

During the compression of air and nitrogen water and oil are separated from the gas flow, in the form of liquid condensate.

- › Through improved design of the new automatic condensate drain virtually no gas is lost. The condensate valves close automatically after draining the condensate and not after a time dependant period.



Durable BAUER compressor block for continuous operation

FILTER SYSTEM P41 AND P61

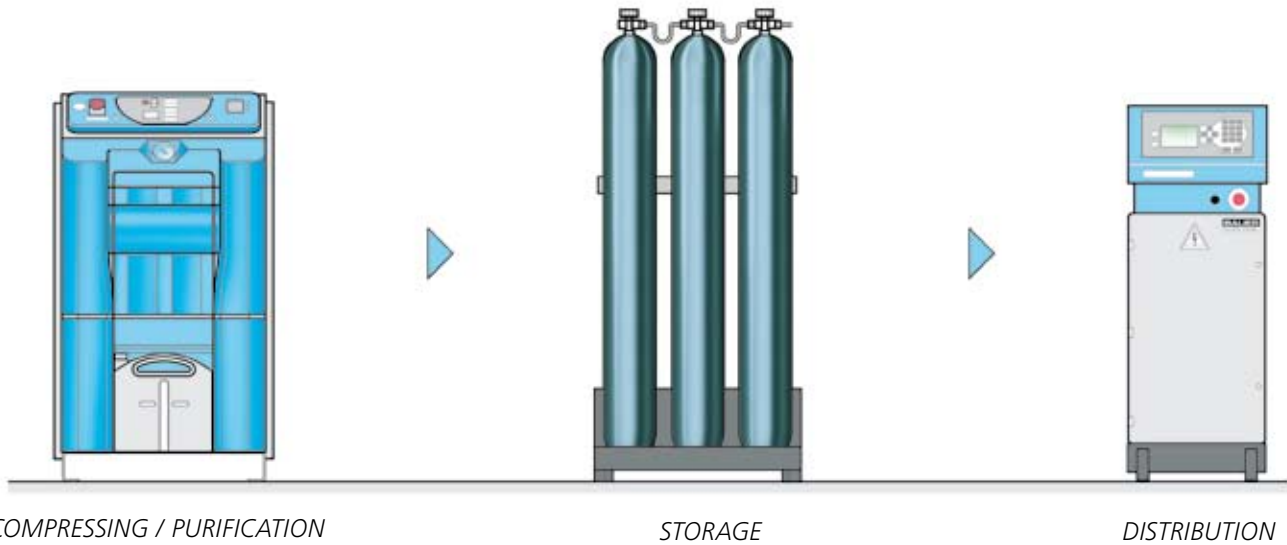
Depending on the application different gas and air quality is required.

- › With the BAUER high pressure filter systems P41 and P61 a pressure dew point of $\leq -20^{\circ}\text{C}$ and a residual oil concentration of $\leq 0,25 \text{ ppm}_w$ can be reached. This exceeds the high standards of the Standardisation EN 12021 and of the plastic industry.
- › The optional SECURUS Control System (only for high pressure units) continuously controls the saturation (humidity) and displays this at the compressor control.

STORAGE

For complete systems, it is also possible to equip the MINI-VERTICUS III optional with two high pressure storage cylinders.

PROCESS SUPPLY SYSTEM



TECHNICAL DATA

Model	F.A.D. ¹⁾		Number of stages	Speed r.p.m	Motor power kW	Power consumption kW	Net weight approx. kg	
	l/min	m ³ /h						
350 bar / 5000 psig, High pressure compressor for air and nitrogen								
MV-(G)I 100-3-3	85	5	3	900	3	2,2	255	
MV-(G)I 100-4-3	125	7,5	3	1270	4	3,1	255	
MV-(G)I 120-4-3	170	10	3	1200	4	3,7	260	
MV-(G)I 120-5,5-3	215	13	3	1470	5,5	4,7	260	
63-90 bar* / 900-1300 psig, Medium pressure compressor for air and nitrogen								
MV-B 12.4-4-3	*(30-63 bar)	215	13	3	1420	4	3,5	250
MV-E 12.4-2,2-3	*(64-75 bar)	130	8	3	900	2,2	2,0	240
MV-E 12.4-3-3	*(64-75 bar)	170	10	3	1150	3	2,7	245
MV-E 12.4-4-3	*(64-75 bar)	215	13	3	1420	4	3,7	250
MV-E 100-3-3	*(75-90 bar)	140	8	3	1350	3	2,8	245
MV-E 120-4-3	*(75-90 bar)	215	13	3	1300	4	3,7	250

Model	F.A.D. ¹⁾		Number of stages	Intake pressure (bar g)	Operating pressure bar	Speed r.p.m	Motor power kW	Power consumption kW	Net weight approx. kg
	l/min	m ³ /h							
25-350 bar / 360-5000 psig, Medium and high pressure Booster for air and nitrogen									
MV-GIB 12.2-5,5-3	200-475	12-93	2	5-11	90-350	1230	5,5	3,3-5,1	275
MV-BGIB 12.3-5,5-3	465-1550	28-93	1	5-10	25-50	1300	5,5	2,7-5,4	255

1) measured acc. to VDMA 4362, tolerance $\pm 5\%$, with gas flow meter at final pressure at 0,8 factor of final pressure